



RENAULT
Passion for life

New Renault MEGANE

Hatch and Sport Tourer



October 2020

5 YEAR
WARRANTY
100,000 MILES

Even more character and sophistication







The new rules for elegance

New Renault MEGANE's distinctive modern design oozes style. At the front, smooth curves are backlit by characteristic C-shaped daytime running lights and new Full LED Pure Vision headlights, which improve night-time visibility. The chrome grille is paired with a redesigned front bumper. Dynamic rear indicators, a refined sculpted rear bumper and new alloy wheel designs enhance the elegance of New MEGANE, which is now available in a brand new exterior colour: Copper



Interior quality

The interior fittings on New MEGANE combine elegant design with the latest technology. The high-quality materials are a pleasure to touch, including the chrome surrounds on the main controls. Get comfortable in the contemporary cabin with features such as automatic dual zone climate control as standard, as well as 8 different ambient light settings. The 9.3" EASY LINK multimedia screen and its customisable MULTI-SENSE driving system, along with the customisable 10.2" digital driver display with navigation mirroring, puts a world of new technology at your fingertips.*

*Some features only available on certain versions









The sporty R.S. Line

In R.S. Line specification, New MEGANE shows off its sporty side, boasting stylish 17" R.S. Line alloys and an F1 inspired blade built into the honeycomb front bumper. At the rear, a dynamic pair of exhaust pipes are nestled in the rear diffuser, rounded off with the iconic R.S. Line badge on the hatch.





R.S. Line – sportiness embodied

The cabin design on New MEGANE R.S. Line oozes sportiness with a perforated leather* steering wheel adorned with the R.S. double diamond combined with quality brushed aluminium pedals. Body-hugging seats have been trimmed in dynamic Alcantara upholstery with contrast stitching. We have paid attention to every detail with a carbon effect finish on the instrument panel and red accents throughout.

*Bovine-sourced leather.





Sport Tourer elegance

Combining an elegant silhouette with a muscular stance, and a high-tech cockpit with sophisticated interior detailing, New MEGANE Sport Tourer is imposing in its design. With its harmonious lines, new chrome front grille, stylish alloy wheels, and emblematic C-shaped daytime running lights, this is a thoroughly modern looking car. Full LED headlights round off a distinctive look. Whether for business or personal use, New MEGANE Sport Tourer will win you over as it is versatile, practical, easy to manoeuvre and comfortable to drive.





E-TECH Plug-in Hybrid – Uncompromising design

With New MEGANE E-TECH Plug-in Hybrid*, you can discover a new electric driving experience with low CO₂ emissions and fuel consumption, whether it's in urban use or on longer journeys. A few subtle extras feature on the exterior to denote the E-TECH powertrain, including E-TECH badging to the B-pillar and boot-lid, wheel centre caps circled in blue and a charging flap on the right side of the vehicle. Similarly, inside there's E-TECH badging by the gear lever and EV-specific button on the centre console.

*E-TECH Plug-in Hybrid: available from launch on Sport Tourer version and at a later date on the Hatchback.





A new perspective







E-TECH Plug-in Hybrid, electric on demand

The E-TECH Plug-in Hybrid powertrain in the MEGANE Sport Tourer produces 160hp from its 1.6-litre petrol engine. Meanwhile impressive torque of 349Nm comes from the engine and electric motor working together, delivering keen responses in combination with impressive fuel economy. Enjoy day-to-day zero-emissions-in-use driving with an all-electric range of up to 30 miles. Charge every day at home, work or at one of the thousands of public charging points**, for the opportunity to undertake the majority of journeys in full-electric. With only 30g per km of CO₂ (WLTP), both private drivers and business users of the New MEGANE E-TECH Plug-in Hybrid can significantly reduce their emissions, along with their running costs.

* E-TECH Plug-in Hybrid: available from launch on Sport Tourer version and at a later date on the Hatchback.

** Recharge your battery from just three hours (Wallbox or public terminal).








UK spec may vary

E-TECH Plug-in Hybrid – Naturally versatile

The MEGANE E-TECH Plug-in Hybrid* offers brilliant flexibility. Offering an average of 30 miles of electric-only range, use it like a full-electric-car for zero-emissions-in-use day-to-day trips reducing running costs. For occasional long journeys, the electric motors and the petrol engine work together, so the vehicle is always in the optimal mode to maximise fuel economy. With technology derived from our experience in Formula 1[®], the E-TECH Plug-in Hybrid powertrain will capture energy through regenerative braking to help recharge your battery, and this increases when you select the B Mode on the gear selector. For added reassurance and peace of mind, the traction battery comes with not only Renault's decade-long experience producing full-electric Z.E. vehicles, but also an 8 year/100,000 mile warranty**.

* E-TECH Plug-in Hybrid: available from launch on Sport Tourer version and at a later date on the Hatchback.

**8 year/100,000-mile traction battery warranty (whichever reached first). For full Warranty Terms and Conditions please click here.





Adaptability and comfort

The New MEGANE Sport Tourer offers a commodious boot of up to 563 litres on the petrol and diesel powered versions, whilst the E-TECH Plug-in Hybrid offers up to 447 litres. Transport even the bulkiest objects thanks to the Easy Fold System which allows you to fold down the rear seats in a single movement, and the flat boot floor.



Customise your driving experience



The Renault MULTI-SENSE system offers you a personalised driving experience. Depending on how you're feeling, you can choose between the eight lighting moods and four modes* available: Eco to reduce fuel consumption and CO₂ emissions; Comfort for relaxed and flexible driving; Sport to liven up your drive and My Sense to customise your settings to your personal preferences.

With EASY LINK and its connected navigation system**, you only need to send your destination from your smartphone to your vehicle for it to suggest the best door-to-door options for your journey. Does your journey end on foot? MY Renault will also suggest the best routes for those last few metres. Can't remember where you parked your car? MY Renault will find it and guide you there.

* Easy to access via the new EASY LINK interface or from the shortcut on the central console.

** Navigation is mirrored on the 10.2" TFT Drivers Information Display





Guaranteed safety for greater peace of mind

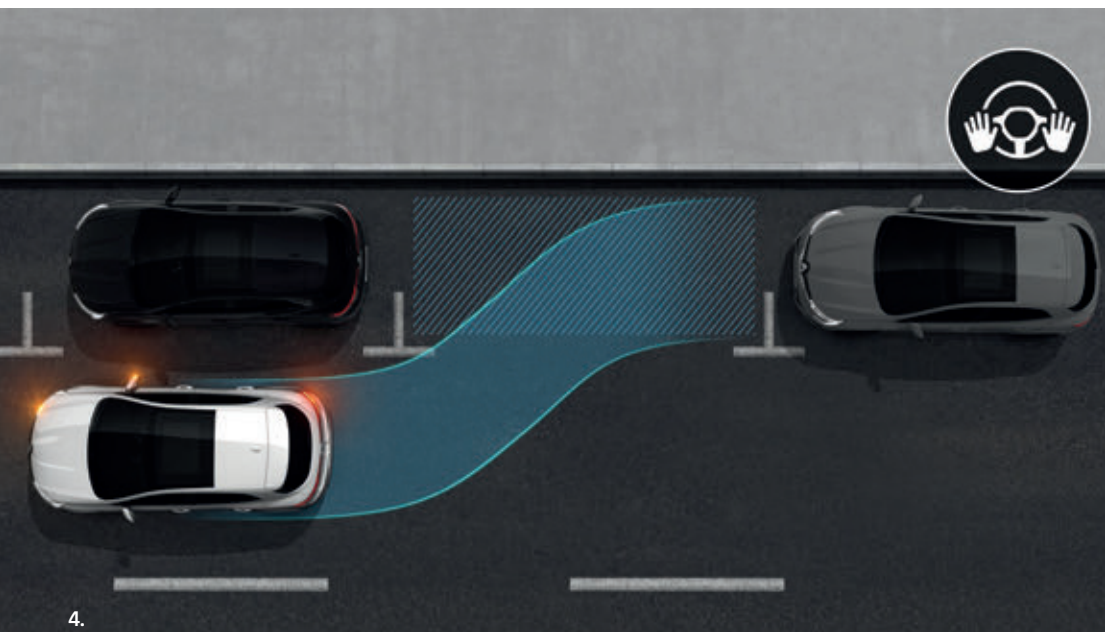
New MEGANE gives you innovative driving assistance for peace of mind on your journeys. The digital screen on the instrument panel or the head-up display makes all the driving information available to you.

1. Highway and Traffic Jam Assist. This semi-automated driving technology will truly assist you when driving. Thanks to adaptive cruise control, available from 99 mph, New MEGANE keeps you in your lane, manages your speed and keeps you a safe distance from the vehicle in front, even bringing you to a complete stop if necessary. It starts automatically within three seconds, without you lifting a finger.

2. Fatigue detection system. This function analyses your behaviour from movements on the steering wheel and warns you when it detects signs of drowsiness. The alert will recommend you take a break via a message on the driver's digital screen.



3.



4.

3. Pedestrian Automatic Emergency Braking. You can trust New MEGANE. Need to slam on the brakes? What if a pedestrian steps out in front of you? New MEGANE warns you and activates emergency braking if you do not react.

4. Easy Park Assist. Using sensors located on the front and sides of New MEGANE, this system scans the space available for you to park and performs the manoeuvre for you. It can also help you exit your parking space; all you have to do is ask.

Colours





| | Glacier White (369) | Arctic White (QNC) | Iron Blue (RQH) | Cosmos Blue (RPR) | Copper (CNY) | Flame Red (NNP) | Highland Grey (KQA) | Baltic Grey (KQD) | Titanium Grey (KPN) | Diamond Black (GNE) |
|-----------|------------------------|-----------------------|--------------------|----------------------|-----------------|--------------------|------------------------|----------------------|------------------------|------------------------|
| Iconic | ● | ○ | - | ○ | ○ | ○ | ○ | ○ | ○ | ○ |
| R.S. Line | ● | ○ | ○ | - | ○ | ○ | ○ | ○ | ○ | ○ |

● = Standard (therefore no cost) ○ = Optional - = Not available It should be noted that printing limitations do not permit the subtle paintwork shades on these pages to be shown with absolute accuracy.

* Copper and Cosmos Blue not available for New MEGANE R.S. Line.

(1) Non metallic paint
(2) Metallic paint

Standard features

ICONIC



16" Alloy Wheel



Black Velvet Trim



Safety and driving assistance

- Visio System (lane departure warning, traffic sign recognition, automatic high/low beam)

Driving

- Low fuel level warning light
- Electronic parking brake
- MULTI-SENSE: 3 driving modes and 8 ambient lighting colours

Comfort

- Renault hands-free card with remote locking
- Rimless automatic day/night electrochromatic interior rear-view mirror
- Electrically adjustable door mirrors
- Interior courtesy light controlled by all 4 doors
- 60:40 split folding seats

Multimedia

- Easy Link Navigation: 7" touchscreen + 4x20W amplifier +FM DAB double tuner, sound auditorium, 2xUSB, 1xJack/Bluetooth, smartphone integration plus: Apple Carplay/ Android Auto

Exterior design

- Body-coloured body coloured shell
- Signature C-shaped LED daytime running lights
- 16" Impulse diamond cut alloy wheels Slate Grey
- Chrome strip on door handles
- full LED headlights
- Tinted windows and extra tinted rear and tailgate with heating function

Interior design

- Brushed aluminium interior design on instrument panel and door panels
- Front and rear door panel ambient lighting
- Black Velvet Trim
- Leather steering wheel

E-TECH Plug-in Hybrid Sport Tourer only features

- EV mode button
- MULTI-SENSE: 3 driving modes and 8 ambient lighting colours
- Easy Link Navigation: 7" touchscreen + 4x20W amplifier +FM DAB double tuner, sound auditorium, 2xUSB, 1xJack/Bluetooth, smartphone integration plus: Apple Carplay/ Android Auto

Standard features

R.S. LINE



17" R.S.LINE Alloy Wheel



R.S.Line Cloth Interior



Exterior design

- Front and Rear body coloured R.S.Line bumper
- 17" R.S. Line diamond cut alloy wheels

Interior design

- R.S. Line Dashboard and Trim
- Gear lever with red top-stitching
- R.S. Line Black fabric upholstery with red stitching
- Sport front seats with built-in headrests
- R.S. Leather steering wheel

Multimedia


- Easy Link Navigation: 9.3" touchscreen + 4x20W amplifier +FM DAB double tuner, sound auditorium, 2xUSB, 1xJack/Bluetooth, smartphone integration plus: Apple Carplay/ Android Auto™

E-TECH Plug-in Hybrid Sport Tourer only features

- Side and rear E-TECH badging
- EV mode button
- MULTI-SENSE: 3 driving modes and 8 ambient lighting colours
- Easy Link Navigation: 9.3" touchscreen + 4x20W amplifier +FM DAB double tuner, sound auditorium, 2xUSB, 1xJack/Bluetooth, smartphone integration plus: Apple Carplay/ Android Auto™

*For compatible devices, please refer to <https://www.renault.co.uk/services/multimedia/bluetooth-compatibility.html> ^ Compatibility: An Android phone running Android 5.0 (Lollipop), an iPhone no earlier than iPhone 5 & iOS 7.1. Connecting a smartphone to access Android Auto™ and Apple CarPlay™ should only be done when the vehicle is safely parked. Drivers should only use the system when it is safe to do so and in compliance with the requirements of The Highway Code. Drivers should be aware of the potential of hands-free technology to distract a driver's attention from the road, preventing them from having full control of the vehicle

Upholstery



| | Iconic | R.S. Line |
|---|--------|-----------|
| Carbon fabric upholstery | ● | - |
| R.S. Line Black fabric upholstery with red stitching | - | ● |
| Dark Grey Alcantara upholstery with red R.S. Line top-stitching | - | ○ |

Wheels



| | Iconic | R.S. Line |
|-----------------------------|--------|-----------|
| IMPULSE - 16" alloy wheels | ● | - |
| R.S.LINE - 17" alloy wheels | - | ● |



Key Information

For prices, please refer to the Renault Car Price Guide available at your local dealer and on www.renault.co.uk

| HATCH VERSIONS | WLTP CO ₂ (g/km)* | VED | Combined fuel consumption (mpg)* | HP | Benefit in kind† | Insurance group |
|---------------------------------|------------------------------|---------|----------------------------------|-----|------------------|-----------------|
| Iconic TCe 140 | 136 | £215.00 | 47.1 | 140 | 30% | 21E |
| Iconic TCe 140 Auto EDC | 138 | £215.00 | 46.3 | 140 | 30% | 22E |
| Iconic Blue dCi 115 | 117 | £215.00 | 62.8 | 115 | 30% | 17E |
| Iconic Blue dCi 115 Auto EDC | 121 | £215.00 | 61.4 | 115 | 31% | 19E |
| R.S. Line TCe 140 | 136 | £215.00 | 47.1 | 140 | 30% | 21E |
| R.S. Line TCe 140 Auto EDC | 138 | £215.00 | 46.3 | 140 | 30% | 22E |
| R.S. Line Blue dCi 115 | 117 | £215.00 | 62.8 | 115 | 30% | 17E |
| R.S. Line Blue dCi 115 Auto EDC | 121 | £215.00 | 61.4 | 115 | 31% | 19E |

| SPORT TOURER VERSIONS | WLTP CO ₂ (g/km)* | VED | Combined fuel consumption (mpg)* | HP | Benefit in kind† | Insurance group |
|--|------------------------------|---------|----------------------------------|-----|------------------|-----------------|
| Iconic TCe 140 | 142 | £215.00 | 44.8 | 140 | 31% | 21E |
| Iconic TCe 140 Auto EDC | 141 | £215.00 | 45.6 | 140 | 31% | 20E |
| Iconic Blue dCi 115 | 119 | £215.00 | 62.8 | 115 | 30% | 18E |
| Iconic Blue dCi 115 Auto EDC | 122 | £215.00 | 60.1 | 115 | 31% | 19E |
| Iconic E-TECH Plug-in Hybrid 160 Auto | 30 | £0.00 | 217.3 | 160 | 10% | 22E |
| R.S. Line TCe 140 | 142 | £215.00 | 44.8 | 140 | 31% | 21E |
| R.S. Line TCe 140 Auto EDC | 140 | £215.00 | 45.6 | 140 | 31% | 21E |
| R.S. Line Blue dCi 115 | 118 | £215.00 | 62.8 | 115 | 30% | 18E |
| R.S. Line Blue dCi 115 Auto EDC | 122 | £215.00 | 60.1 | 115 | 31% | 19E |
| R.S. Line E-TECH Plug-in Hybrid 160 Auto | 30 | £0.00 | 217.3 | 160 | 10% | TBC |

*WLTP figures shown are for comparability purposes. Actual real world driving results may vary depending on factors such as weather conditions, driving styles, vehicle load or any accessories fitted after registration. †Renault UK Limited does not offer tax advice and recommends that all Company Car Drivers consult their own accountant with regards to their particular tax position. Benefit in kind figures from 6th April 2020.

EASYLIFE SERVICE PLAN

3 Years / 30,000 miles

4 Years / 40,000 miles

One off* and monthly** payment options available

*The EasyLife Service Plan offer is available for all retail vehicles and valid at participating dealers only or Renault.co.uk and can be purchased up to 12 months after registration or before the first service (whichever is sooner). Vehicles must be ordered between 01 October 2020 and 31 December and registered by 30 March 2021. **The EasyLife Service Plan is available for eligible retail vehicles on a 36 or 48 monthly payment option and are only available at point of signing a finance agreement provided by Renault Finance. Rivers Office Park, Denham Way, Rickmansworth, WD3 9YS. Guarantees and indemnities may be required. You must be a UK resident (excluding the Channel Islands) and over the 18 to apply for finance. Terms & Conditions apply.

The Renault Service plan covers the manufacturer's minimum maintenance programme requirements for the term of the Service Plan purchased (refer to the Warranty and Service sheet in the Handover Document wallet for details). The plan ends when you reach the age or mileage limit (whichever comes first). Services must be carried out in line with the manufacturer's minimum maintenance programme requirements and servicing intervals within +/-1 month or 1,000 miles of the service interval and can only be carried out at a Renault Approved outlet. Service plans do not cover wear and tear items such as (but not limited to) tyres, wiper blades or brakes. For Service plan full Terms & Conditions visit www.renault.co.uk/owners. Cannot be part exchanged, refunded or transferred. All prices quoted are MRRP.

PAINT OPTIONS

| | Iconic | R.S. Line |
|--|--------|-----------|
| Metallic paint (Arctic White, Diamond Black, Titanium Grey, Highland Grey) | o | o |
| Metallic paint (Cosmos Blue) | o | - |
| I.D. Metallic paint (Copper, Baltic Grey) | o | - |
| I.D. Metallic paint (Flame Red, Iron Blue) | o | o |

* Only available on MEGANE Sport tourer

OPTIONS

| | Iconic | R.S. Line |
|---|--------|-----------|
| Safety Pack - Adaptive cruise control, Lane Keeping Assistance, E-Call | - | o |
| Heated Seats | - | o |
| Premium BOSE Audi System with 9-Speakers | - | o |
| R.S. Line black Alcantara Leather Seats with red stitching * | - | o |
| Motorway Pack - Handsfree parking, Traffic Jam Companion (Adaptive Cruise Control with Stop & Go and Lane Centering) Rear Cross Traffic Alert, E-call | - | o |
| Emergency spare wheel ^ | o | o |

● = Standard; o = Optional; - = Not available; * With R.S. Line Alcantara Seats you must also order heated seats option. ^ = Not available on New MEGANE Sport Tourer E-TECH Plug-in Hybrid

ACCESSORIES

| |
|-----------------------|
| All-in one boot liner |
| Standard boot liner |
| Illuminated doorsills |
| Mud flaps |
| Roof bars |
| Sport pedals |
| Wind deflector |
| Swan neck towbar |

| |
|-------------------------------|
| Retractable towbar |
| Induction charger |
| Boot sill protector |
| Protective films |
| Leather seats |
| Domestic charging 3-pin cable |
| Kenwood dashcam |

ACCESSORY PACK

| |
|--|
| Holiday pack (roof bars, roof box (480L) |
| Bike rack pack (roof bars, roof bike rack) |
| Elegance pack (illuminated doorsills, sports pedals (manual or auto) |
| Protective film pack (front and rear shield edges, front and rear door edges, front and rear door sill, boot sill protector) |
| Explore pack (retractable towbar, eurobike carrier - 2 bikes) |

Equipment and options

| | ICONIC | Iconic E-TECH Plug-in Hybrid | R.S. LINE | R.S. Line E-TECH Plug-in Hybrid |
|---|--------|---------------------------------|-----------|------------------------------------|
| SAFETY | | | | |
| ABS with EBD (Electronic Brake Distribution) and Emergency Brake Assist | ● | ● | ● | ● |
| Electronic parking brake | ● | ● | ● | ● |
| AEBS | - | - | ● | ● |
| Hill Start Assist | ● | ● | ● | ● |
| Eco mode | ● | ● | ● | ● |
| Gear shift indicator | ● | ● | ● | ● |
| Airbags - Curtain front and rear | ● | ● | ● | ● |
| Airbags - Deactivation of front passenger (for use with child seats) | ● | ● | ● | ● |
| Airbags - Driver's two stage auto -adaptive | ● | ● | ● | ● |
| Airbags - Front lateral | ● | ● | ● | ● |
| Airbags - Front passenger's two stage adaptive airbag | ● | ● | ● | ● |
| Indicators with side repetitions | ● | ● | ● | ● |
| Automatic headlights and windscreen wipers | ● | ● | ● | ● |
| Cruise control with speed limiter | ● | ● | ● | ● |
| ESP (Electronic Stability Programme) with ASR (Anti-Skid Regulation) and UCL (understeer logic control) | ● | ● | ● | ● |
| Visio System (lane departure warning, traffic sign recognition, automatic high/low beam) | ● | ● | ● | ● |
| Blind spot warning | - | - | * | * |
| Front Fog lights | ● | ● | ● | ● |
| Front and rear towing rings | ● | ● | ● | ● |
| Signature C-shaped LED daytime running lights | ● | ● | ● | ● |
| Full LED headlights | ● | ● | ● | ● |
| ISOFIX child seat anchorage points on rear outer seats | ● | ● | ● | ● |
| Power assisted steering | ● | ● | ● | ● |
| Rear Parking sensors | - | - | - | - |
| Front and Rear Parking sensors | ● | ● | ● | ● |
| Rear parking camera | - | - | ● | ● |
| Hands free parking | - | - | * | ● |
| Seats - height adjustable front seatbelts with double pretensioners | ● | ● | ● | ● |
| Side impact protection bars | ● | ● | ● | ● |
| Tyre Inflation Kit | ● | ● | ● | ● |
| Tyre Pressure Monitor | ● | ● | ● | ● |
| Spare wheel | ○ | ○ | ○ | ○ |
| Space-saving spare wheel | ○ | ○ | ○ | ○ |
| Anti-drill door locks and ignition barrel | ● | ● | ● | ● |
| R.A.I.D. (Renault.Anti.Intruder.Device) auto closure >6mph | ● | ● | ● | ● |
| Superlocking | ● | ● | ● | ● |
| Insurance approved (Category 1) alarm system and immobiliser | ● | ● | ● | ● |
| Flank Guard Protection | - | - | - | ● |
| Gravel protection kit | ● | ● | ● | ● |
| Rain protection kit | ● | ● | ● | ● |
| Dust protection kit | ● | ● | ● | ● |
| EXTERIOR DESIGN | | | | |
| 16" IMPULSE diamond cut alloy wheels (RDIF27) | ● | ● | - | - |
| 17" R.S. Line diamond cut alloy wheels (RDIF 35) | - | - | ● | ● |
| Door mirrors - Body coloured shell | ● | ● | ● | ● |
| Door mirrors - Electrically adjustable, heated and folding | ● | ● | ● | ● |
| Front body coloured R.S.Line bumper | - | - | ● | ● |
| Rear body coloured R.S. Line bumper | - | - | ● | ● |
| INTERIOR DESIGN | | | | |
| Heated rear screen | ● | ● | ● | ● |
| Electric front windows | ● | ● | ● | ● |
| Electric rear windows | ● | ● | ● | ● |
| Tinted windows | - | - | - | - |
| Windows - extra tinted rear and tailgate with heating function | ● | ● | ● | ● |
| ICONIC Black cloth upholstery | ● | ● | - | - |
| R.S. Line Black fabric upholstery with red stitching | - | - | ● | ● |
| R.S. Line black Alcantara Leather Seats with red stitching | - | - | ○ | ○ |
| R.S. Badging | - | - | ● | ● |

| | ICONIC | Iconic E-TECH Plug-in Hybrid | R.S. LINE | R.S. Line E-TECH Plug-in Hybrid |
|---|--------|---------------------------------|-----------|------------------------------------|
| Driver - lumbar adjustable seat | • | • | • | • |
| Driver - height adjustable seat | • | • | • | • |
| Fully adjustable front headrests | • | • | - | - |
| Height adjustable front seat belts | • | • | • | • |
| 3-point inertia reel seatbelts | • | • | • | • |
| 3-seat rear bench | • | • | • | • |
| 60:40 split folding seats | • | • | • | • |
| 3 height adjustable rear head restraints | • | • | • | • |
| Front centre armrest with storage | • | • | • | • |
| Glovebox | • | • | • | • |
| Trip computer | • | • | • | • |
| Rev-counter | • | • | • | • |
| 7" TFT driver information display | • | • | - | - |
| 10" TFT driver information display | - | - | • | • |
| EV mode button | - | • | - | • |
| Adjustable dashboard illumination | • | • | • | • |
| Low fuel level warning light | • | • | • | • |
| Oil level gauge | • | • | • | • |
| Exterior temperature indicator | • | • | • | • |
| Rear seat belt undone audible alert | • | • | • | • |
| "Driver and passenger seat belt undone" warning audible alert | • | • | • | • |
| "Door / Boot open" warning light | • | • | • | • |
| Framless rear-view mirror | • | • | • | • |
| Auto-dimming rear-view mirror | • | • | • | • |
| R.S. Line Dashboard and Trim | - | - | • | • |
| Door handles - body coloured | • | • | • | • |
| Keycard - hands free | • | • | • | • |
| Chrome door sill plates - 'R.S. Line' | - | - | • | • |
| Air recirculation facility | • | • | • | • |
| Pollen filter | • | • | • | • |
| Automatic Dual Zone climate control | • | • | • | • |
| Heating ducts to the feet of the rear passengers | • | • | • | • |
| MULTI-SENSE: 3 driving modes and 8 ambient lighting colours | • | • | • | • |
| Interior courtesy light controlled by all 4 doors | • | • | • | • |
| Driver and front passenger reading lights | • | • | • | • |
| Rear courtesy lights | • | • | • | • |
| Illuminated luggage compartment (on opening of boot) | • | • | • | • |
| COMFORT | | | | |
| Integrated fuel filler cap | • | • | • | • |
| Synthetic Leather steering wheel | - | - | - | - |
| Leather steering wheel | • | • | - | - |
| R.S. Leather steering wheel | - | - | • | • |
| Steering wheel - Rake and reach adjustable | • | • | • | • |
| Sun visor with mirror without light | - | - | - | - |
| Sun visor with mirror with light | • | • | • | • |
| IN CAR ENTERTAINMENT | | | | |
| Fingertip audio system remote control | • | • | • | • |
| FM/AM/DAB tuner, 4x20W speakers, Bluetooth® audio streaming and hands-free calls, USB and AUX sockets | - | - | - | - |
| 2xUSB Slots at the rear | • | • | • | • |
| 4 X 35W speakers with 3D sound | • | • | • | • |
| BOSE® Energy Efficient Sound System: 7 speakers with a digital amplifier + 1 Subwoofer | - | - | ○ | ○ |
| Easy Link Navigation: 7" touchscreen + 4x20W amplifier +FM DAB double tuner, sound auditorium, 2xUSB, 1xJack/ Bluetooth, smartphone integration plus: Apple Carplay/ Android Auto | • | • | - | - |
| Easy Link Navigation: 9.3" touchscreen + 4x20W amplifier +FM DAB double tuner, sound auditorium, 2xUSB, 1xJack/ Bluetooth, smartphone integration plus: Apple Carplay/ Android Auto | - | - | • | • |

Technical Specifications - Hatch

| | TCe 140 | TCe 140 Auto EDC | dCi 115 | dCi 115 Auto EDC |
|--|------------------|------------------|--|------------------------------|
| ENGINE | | | | |
| Engine type | H5Ht 470 / N9 | H5Ht 470 / NB | K9K 872 Gen8 / A6 | K9K 873 Gen8 / A6 |
| Emissions conformance | Euro 6 D Temp | Euro 6 D Temp | Euro 6 D Temp | Euro 6 D Temp |
| With Particulate Filter (FAP) | FAP | FAP | FAP | FAP |
| Induction Capacity (cc) | 1333 | 1333 | 1461 | 1461 |
| Bore x Stroke | 72.2 x 81.4 | 72.2 x 81.4 | 76.0 x 80.5 | 76.0 x 80.5 |
| Maximum power - kw ISO | 103 | 103 | 85 | 85 |
| Maximum Power - hp DIN | 140 | 140 | 115 | 115 |
| Maximum power - rpm | 5000 | 5000 | 3750 | 3750 |
| Maximum Torque - Nm ISO | 240 | 240 | 260 | 260 |
| Maximum Torque (rpm) | 1600 | 1600 | 2000 | 2000 |
| Fuel Type | Petrol | Petrol | Diesel | Diesel |
| Injection type | Direct injection | Direct injection | Common Rail Direct Injection | Common Rail Direct Injection |
| No. of Cylinders | 4 | 4 | 4 | 4 |
| No. of Valves | 16 | 16 | 8 | 8 |
| PERFORMANCE | | | | |
| 0- 62 mph - secs (0-100 km/h) | 9.4 | 9.2 | 11.1 | 10.6 |
| Maximum Speed mph (km/h) | 127 (205) | 127 (205) | 118 (190) | 119 (192) |
| Standing 1000m in seconds | 30.4 | 30.7 | 32.7 | 32 |
| FUEL CONSUMPTION & EMISSIONS | | | | |
| Combined cycle - mpg | 47.1 | 46.3 | 62.8 | 61.4 |
| Combined cycle - l/100 km | 6 | 6.1 | 4.5 | 4.6 |
| CO ₂ (g/km) | 136 | 138 | 117 | 121 |
| GEARBOX | | | | |
| Number of forward gears | 6 | 7 | 6 | 7 |
| Manual / Automatic | Manual | EDC (Auto) | Manual | EDC (Auto) |
| BRAKING SYSTEM | | | | |
| Type of braking system | | | Discs | |
| ABS | | | Standard | |
| EBD | | | Standard | |
| Front Ø (mm) / width (mm) | 280 / 24 | 280 / 24 | 280 / 24 | 280 / 24 |
| Rear Ø (mm) / width (mm) | 260 / 8 | 260 / 8 | 260 / 8 | 260 / 8 |
| SUSPENSION | | | | |
| Front | | | Pseudo Mac Pherson with lower triangle | |
| Rear | | | Pseudo Mac Pherson with lower triangle | |
| STEERING | | | | |
| Power Assisted | | | Electric with variable assistance | |
| Turning Circle Between Kerbs (m) | 11.2 | 11.2 | 11.2 | 11.2 |
| WHEELS / TYRES | | | | |
| Standard Wheel Size in inches | 16 / 17 | 16 / 17 | 16 / 17 | 16 / 17 |
| Reference wheels (16" alloy wheels) | J16 | J16 | J16 | J16 |
| Reference tyres (16" alloy wheels) | 205 / 55 R16 | 205 / 55 R16 | 205 / 55 R16 | 205 / 55 R16 |
| Reference wheels (17" alloy wheels) | J17 | J17 | J17 | J17 |
| Reference tyres (17" alloy wheels) | 205 / 50 R17 | 205 / 50 R17 | 205 / 50 R17 | 205 / 50 R17 |
| Spare wheel | Inflation kit | Inflation kit | Inflation kit | Inflation kit |
| FUEL TANK CAPACITY | | | | |
| Fuel tank capacity - Litres (Gallons) | | 47 (12.4) | | 45 (12.0) |
| WEIGHT | | | | |
| Max Kerb Weight | 1,336 | 1,362 | 1,422 | 1,449 |
| Gross Vehicle Weight (16" / 17") | 1,797 | 1,823 | 1,883 | 1,910 |
| Maximum Gross Train Weight (16" / 17") | 3,447 | 3,473 | 3,533 | 3,560 |
| TOWING CAPACITY | | | | |
| Max (Driver only) Towing weight = braked | 1650 | 1650 | 1650 | 1650 |
| Max (Driver only) Towing weight = unbraked (16" / 17") | 650 | 665 | 695 | 705 |
| Maximum load weight on roof | | | 80 | |
| SERVICING INTERVALS | | | | |
| Service Intervals | | | 18,000 miles or 1 year whichever is sooner | |

(1) On MEGANE Sport Tourer. (2) WLTP (Worldwide Harmonized Light Vehicle Test Procedures): this new protocol provides results much closer to those found in daily use compared to the NEDC protocol. (3) Fuel consumption and CO₂ emissions are certified using a standard, regulated method. It is identical for all manufacturers and allows vehicles to be compared. (4) Certification in progress. Actual fuel and AdBlue® consumption depends on vehicle use, equipment, the user's driving style and loading.



Technical Specifications - Sport Tourer

| | TCe 140 | TCe 140 Auto EDC | dCi 115 | dCi 115 Auto EDC | E-TECH Plug-in Hybrid 160 Auto |
|---|------------------|------------------|--|------------------------------|---|
| ENGINE | | | | | |
| Engine type | H5Ht 470 / N9 | H5Ht 470 / NB | K9K 872 Gen8 / A6 | K9K 873 Gen8 / A6 | HR16 DB35 EU-6U PHEV |
| Emissions conformance | Euro 6 D Temp | Euro 6 D Temp | Euro 6 D Temp | Euro 6 D Temp | Euro 6 D Full |
| With Particulate Filter (FAP) | FAP | FAP | FAP | FAP | FAP |
| Induction Capacity (cc) | 1333 | 1333 | 1461 | 1461 | 1598 |
| Bore x Stroke | 72.2 x 81.4 | 72.2 x 81.4 | 76.0 x 80.5 | 76.0 x 80.5 | 78 x 83.6 |
| Maximum power - kw ISO | 103 | 103 | 85 | 85 | Petrol Engine: 67 Electric Motor: 49 |
| Maximum Power - hp DIN | 140 | 140 | 115 | 115 | Petrol Engine: 90 Electric Motor: 65 |
| Maximum power - rpm | 5000 | 5000 | 3750 | 3750 | Petrol Engine: 5600 Electric Motor: 2283 |
| Maximum Torque - Nm ISO | 240 | 240 | 260 | 260 | Petrol Engine: 144 Electric Motor: 205 |
| Maximum Torque (rpm) | 1600 | 1600 | 2000 | 2000 | Petrol Engine: 3200 Electric Motor: 2283 |
| Fuel Type | Petrol | Petrol | Diesel | Diesel | Petrol Hybrid (PHEV) |
| Voltage (V) (PHEV only) | | | N/A | | Lithium Ion |
| Capacity (kWh) (PHEV Only) | | | N/A | | 240/403V |
| Injection type | | | N/A | | 9.8 |
| Injection type | Direct injection | Direct injection | Common Rail Direct Injection | Common Rail Direct Injection | MPI double injector |
| No. of Cylinders | 4 | 4 | 4 | 4 | 4 |
| No. of Valves | 16 | 16 | 8 | 8 | 16 |
| PERFORMANCE | | | | | |
| 0- 62 mph - secs (0-100 km/h) | 9.7 | 9.3 | 11.4 | 11.1 | 9.8 |
| Maximum Speed mph (km/h) | 127 (205) | 127 (205) | 120 (193) | 120 (193) | 111 (178) |
| Standing 1000m in seconds | 30.8 | 31.3 | 33.1 | 33.9 | 31 |
| FUEL CONSUMPTION & EMISSIONS | | | | | |
| Combined cycle - mpg | 44.8 | 45.6 | 62.8 | 60.1 | 217.3 |
| Combined cycle - l/100 km | 6.3 | 6.2 | 4.5 | 4.7 | 1.3 |
| CO ₂ (g/km) | 142 | 141 | 119 | 122 | 30 |
| GEARBOX | | | | | |
| Number of forward gears | 6 | 7 | 6 | 7 | 6 |
| Manual / Automatic | Manual | EDC (Auto) | Manual | EDC (Auto) | Auto |
| BRAKING SYSTEM | | | | | |
| Type of braking system | | | Discs | | |
| ABS | | | Standard | | |
| EBD | | | Standard | | |
| Front Ø (mm) / width (mm) | 280 / 24 | 280 / 24 | 280 / 24 | 280 / 24 | 296 / 26 |
| Rear Ø (mm) / width (mm) | 260 / 8 | 260 / 8 | 260 / 8 | 260 / 8 | 290 / 13 |
| SUSPENSION | | | | | |
| Front | | | Pseudo Mac Pherson with lower triangle | | |
| Rear | | | Pseudo Mac Pherson with lower triangle | | |
| STEERING | | | | | |
| Power Assisted | | | Electric with variable assistance | | |
| Turning Circle Between Kerbs (m) | 11.2 | 11.2 | 11.2 | 11.2 | 11.2 |

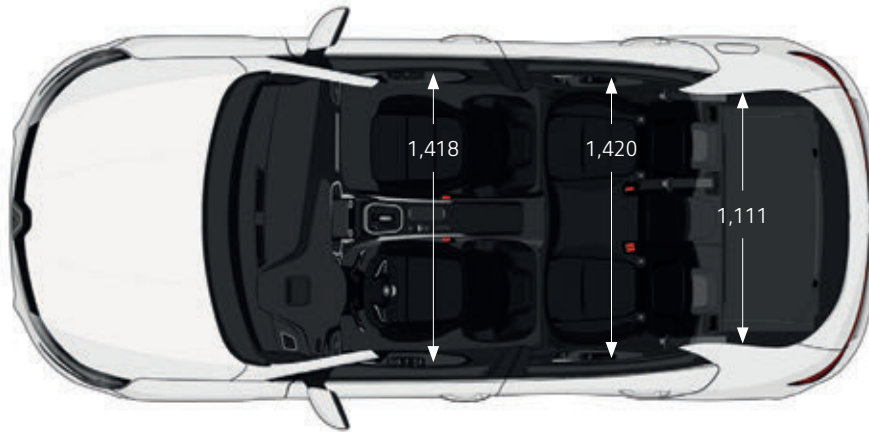
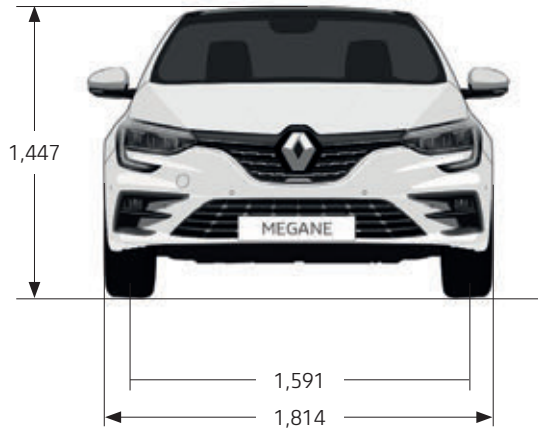
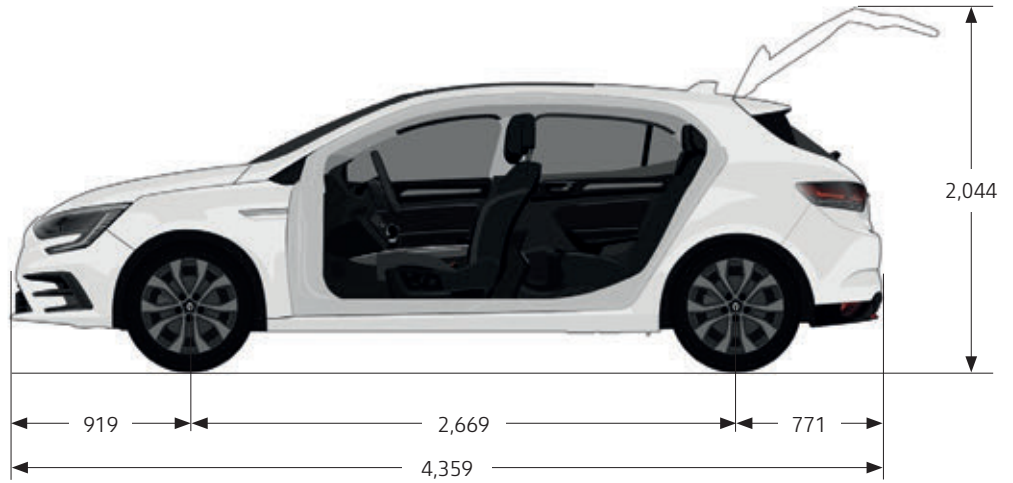

Technical Specifications - Sport Tourer

| | TCe 140 | TCe 140 Auto EDC | dCi 115 | dCi 115 Auto EDC | E-TECH Plug-in Hybrid 160 Auto |
|--|--|------------------|---------------|------------------|-----------------------------------|
| WHEELS / TYRES | | | | | |
| Standard Wheel Size in inches | 16 / 17 | 16 / 17 | 16 / 17 | 16 / 17 | 16 / 17 |
| Reference wheels (16" alloy wheels) | J16 | J16 | J16 | J16 | J16 |
| Reference tyres (16" alloy wheels) | 205 / 55 R16 | 205 / 55 R16 | 205 / 55 R16 | 205 / 55 R16 | 205 / 55 R16 |
| Reference wheels (17" alloy wheels) | J17 | J17 | J17 | J17 | J17 |
| Reference tyres (17" alloy wheels) | 205 / 50 R17 | 205 / 50 R17 | 205 / 50 R17 | 205 / 50 R17 | 205 / 50 R17 |
| Spare wheel | Inflation kit | Inflation kit | Inflation kit | Inflation kit | Inflation kit |
| FUEL TANK CAPACITY | | | | | |
| Fuel tank capacity – Litres (Gallons) | 47 (12.4) | | 45 (12.0) | | 39(10.3) |
| WEIGHT | | | | | |
| Max Kerb Weight | 1,395 | 1,420 | 1,482 | 1,508 | 1669 |
| Gross Vehicle Weight (16" / 17") | 1,857 | 1,882 | 1,944 | 1,970 | 2131 |
| Maximum Gross Train Weight (16" / 17") | 3,670 | 3,582 | 3,644 | 3,670 | 2881 |
| TOWING CAPACITY | | | | | |
| Max (Driver only) Towing weight = braked | 1700 | 1700 | 1700 | 1700 | 750 |
| Max (Driver only) Towing weight = unbraked (16" / 17") | 675 | 685 | 715 | 730 | 528 |
| Maximum load weight on roof | | | 80 | | |
| SERVICING INTERVALS | | | | | |
| Service Intervals | 18,000 miles or 1 year whichever is sooner | | | | |
| CHARGING DETAILS | | | | | |
| HOME CHARGING - 3 PIN | | | | | |
| Charge Current (A) | | | | | 16 |
| Charge Voltage (V) | | | | | 230 |
| Charge Power (kW) | | | | | 2.3 |
| Time to charge (HH:MM) | | | | | 04:30 |
| Power Transmission | | | | | AC SINGLE PHASE |
| HOME CHARGING - WALLBOX | | | | | |
| Charge Current (A) | | | | | 32 |
| Charge Voltage (V) | | | | | 230 |
| Charge Power (kW) | | | | | 3.6 |
| Time to charge (HH:MM) | | | | | 03:00 |
| Power Transmission | | | | | AC SINGLE PHASE |
| PUBLIC CHARGING | | | | | |
| Charge Current (A) | | | | | 32 |
| Charge Voltage (V) | | | | | 230 |
| Charge Power (kW) | | | | | 3.6 |
| Time to charge (HH:MM) | | | | | 03:00 |
| Power Transmission | | | | | AC SINGLE PHASE |

(1) On MEGANE Sport Tourer. (2) WLTP (Worldwide Harmonized Light Vehicle Test Procedures): this new protocol provides results much closer to those found in daily use compared to the NEDC protocol. (3) Fuel consumption and CO₂ emissions are certified using a standard, regulated method. It is identical for all manufacturers and allows vehicles to be compared. (4) Certification in progress. Actual fuel and AdBlue® consumption depends on vehicle use, equipment, the user's driving style and loading.

Dimension diagrams

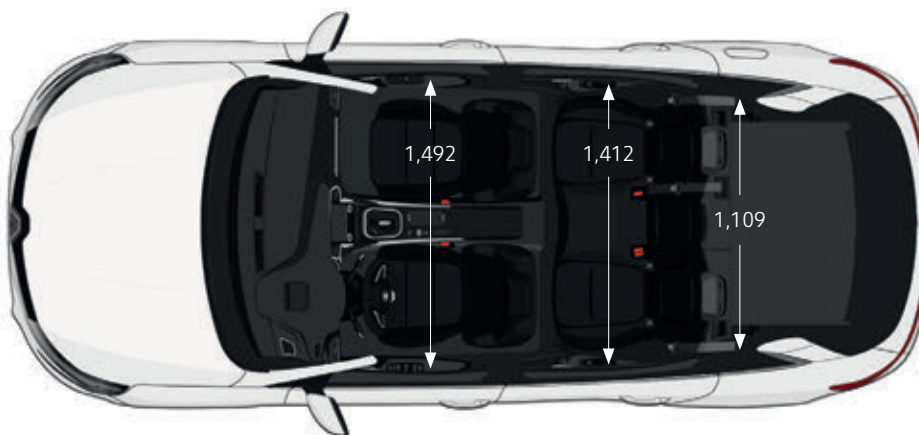
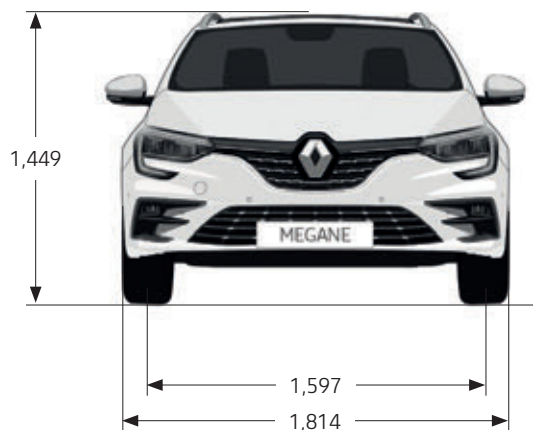
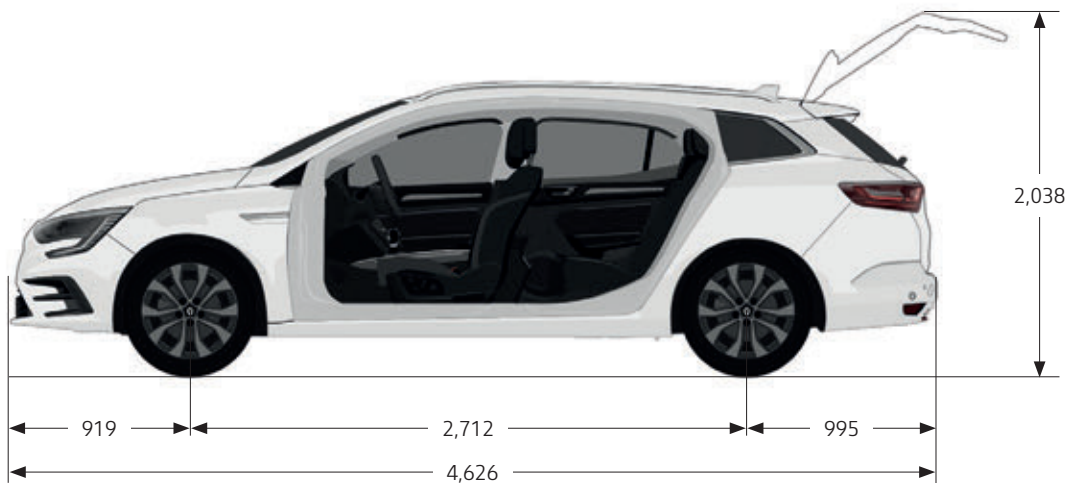
Hatchback (in mm)



BOOT VOLUME (litres)

| | Petrol | Diesel |
|--|--------|--------|
| Boot volume | 473 | 394 |
| Maximum boot volume (bench seat folded down) | 1.367 | 1.288 |

Sport Tourer (in mm)



BOOT VOLUME (litres)

| | Petrol | Diesel | E-TECH |
|--|---------------|---------------|---------------|
| Boot volume | 563 | 504 | 447 |
| Maximum boot volume (bench seat folded down) | 1.543 | 1.484 | 1.408 |

Accessories



Personalisation

You can personalise your vehicle inside and out, thanks to our range of accessories designed exclusively for New MEGANE.

1. Holiday pack - roof bars and roof box (480L). Enjoy additional space by equipping your New MEGANE with QuickFix roof bars. They can be used in conjunction with our roof box, providing you with additional space for your needs when going on holiday.

2. Boot sill protector. Protect from any knocks or scratches when you load your boot, thanks to the stainless steel boot sill protector.

3. Adaptable Easyflex protection. Non-slip and waterproof, it is essential for protecting the boot of your vehicle and carrying bulky or dirty loads. It folds and unfolds very easily, adapting to the position of the rear seats.

4. Induction charger. No matter how long your journey, stay connected with the integrated induction smartphone charger.

5. Protective film. Protect your vehicle against everyday nicks thanks to transparent protection film. Minor dents, scratches or even repeated friction are no longer an issue. The full pack is only available on Iconic version. Individual films can be added to R.S. Line.

For more information, consult the New MEGANE accessories brochure. For prices, please refer to Renault Car Price Guide.



Quality

“From creation in our design studios through to production and finally distribution via our network, striving for quality is what guides us.”

Laurens van den Acker – Senior Vice President of Renault Corporate Design




Ever more stringent quality inspections

In our plants in Palencia, quality inspections use state-of-the-art techniques:

- lasers to check bodywork geometry,
- cameras to test anti-corrosion and gravel coatings,
- sophisticated methods of radar control on driving assistance functions.

Ever more stringent tests

All are vehicles are subjected to a battery of tests that simulates customer use over 5 years/80,000 km. But with All-New MEGANE, we go even further: 25 E-TECH Plug-in models are going to be made available to 100 different drivers for 17 weeks!



Renault DP World F1® Team technology for all

As a pioneering electric mobility expert, Renault has given All-New MEGANE a 160-horsepower E-TECH Plug-in hybrid engine, which is technology straight from the Renault DP World F1® Team.

Developed by the Renault engineering team, it is covered by more than 150 patents and has a new generation 1.6 litre four-cylinder petrol engine, paired with two electric motors and a clutch-free gearbox that optimises gear shifts.

An unrivalled driving experience

The result of the Renault DP World F1® Team's experience, the E-TECH Plug-in Hybrid version has also inherited innovative solutions that guarantee excellent energy returns and maximum efficiency in electric, not to mention unrivalled driving pleasure.



Access to new connectivity

Staying true to its nature, All-New MEGANE draws on the latest generation technology to bring you an even more enjoyable driving experience:

- the new Renault EASY LINK connected system that gives access to multimedia, navigation and infotainment services (compatible with Android Auto™ and Apple CarPlay™),
- a new 9.3" customisable screen (direct access to your favourite functions and apps),
- the MULTI-SENSE system for personalised driving.

Access to new mobility tools

- The MY Renault smartphone app lets you interface with your vehicle remotely.
- The Renault Easy Connect range gives you access to a huge array of applications, platforms and connected services to make your daily life easier.

These different tools can be found in the "Techno Cockpit" and will guarantee your comfort, safety and connectivity.

Renault Services

5 Years Warranty

Your Renault car is covered by a warranty package for up to 5 years from date of first registration with unlimited mileage during the first 24 months, then limited to a total of 100,000 miles or 5 years, whichever comes first. Your Renault Dealer is able to repair or replace without charge, parts that are found to have a material or assembly defect that is recognised by Renault. The paintwork warranty runs for 3 years and the anti-corrosion warranty for 12 years^o.

3 Years Roadside Assistance

Should you need it, we'll provide emergency roadside repairs or tow you to the nearest Renault Dealer. This service is available 24 hours a day and is provided for 36 months from the date of first registration (unlimited mileage for first 24 months, then limited to a total of 60,000 miles or 3 years, whichever comes first). Assistance is provided within the UK & Northern Ireland only at roadside, home and includes national recovery and onward travel. Renault Assistance applies to mechanical or electrical defects which are covered by warranty.

For Renault Assistance Terms and Conditions please visit www.renault.co.uk/assistance

EasyLife Service Plan

Renault's EasyLife Service Plan is the ultimate package to provide care free servicing for the first 3 years or 30,000 miles (which ever is sooner). It really is the hassle free way to take care of our Renault and benefits from;

- Inflation Proof Servicing - You know exactly what you'll pay and there are no hidden costs
- Peace of Mind - No matter where life takes you, we'll be there in over 5000 workshops across Europe
- Renault Expertise & Quality - Our highly trained technicians know your Renault inside out

The EasyLife Service Plan contains Renault services in-line with the manufacturer's service schedule, plus comes with a complimentary vehicle health check to ensure your Renault is in the best condition possible.

EasyLife servicing and warranty enhancements also available. Refer to the Price Guide for more details.

One off* and monthly** payment options available.

Finance options***

There are a wide variety of ways in which the purchase of a new vehicle can be financed. Renault Finance offers all of them, so whether you're a fleet buyer or private buyer, Renault Finance is ideally placed to tell you which plan or combination of plans best suits your needs and circumstances.

Renault car insurance¹

A car as well designed as your Renault deserves an insurance policy to match. Renault Insurance has been specifically created to provide superb protection for you and your car. Unlike most other UK insurers, in the event of an accident, Renault Insurance will have your Renault repaired at a Renault Approved Bodyshop using only Renault approved parts and approved repair methods. This maintains your Renault's safety rating, protects its resale value and preserves its Renault warranty^A. Renault Insurance also offers a courtesy car for the duration of a repair at a Renault Approved Bodyshop.

Renault car insurance:

0330 102 7794[†]

www.renaultcarinsurance.co.uk

Lines are open Mon - Thurs 8.30am - 7pm, Fri 9am - 6pm, Sat 9am - 5pm

Renault iCare

Is an innovative Service, Maintenance & Repair product that supplies Business customers with a fully supported, managed hassle free service and maintenance package.

Renault iCare is a "Pay-As-You-Go" product that insures your vehicle is maintained by Renault technical experts when work is required.

iCare provides the following benefits:

- Full Service, Maintenance & Repair cover in the Renault Dealer Network
 - Tyres can be included within the contract at an additional fixed cost
 - Ancillary equipment can also be included (at an additional fixed monthly cost)
 - Excludes: Damage/Neglect/Abuse/Glass & Bulbs

- A fixed, pre agreed pence per mile rate
- No excess mileage charges at the end of the contract
- No pooled mileage administration
- Minimalise downtime

For more information and to obtain a quote based on your requirements, please speak to your local Renault Business dealer or visit www.renault.co.uk/icare

Customer Relations


Renault knows the value of communicating with its customers and we have established effective ways to keep in touch with you. If after speaking to your local Renault dealership you are not completely satisfied, please contact the Renault UK Customer Relations Department on 0344 3350000[†] (Mon-Fri 9.00am to 5.30pm, except Weds 10.00am to 5.30pm. Closed on Bank Holidays). You can also visit our website www.renault.co.uk or write to us at: Renault UK Ltd, The Rivers Office Park, Denham Way, Maple Cross, Rickmansworth, Hertfordshire, WD3 9YS.



^o5-year warranty valid on new cars (except Traffic passenger) when registered from 18th December 2019, any new cars registered before this date will receive a 3 year warranty. Exclusions and limitations apply. For Warranty Terms and Conditions please visit www.renault.co.uk/warranty. *The EasyLife Service Plan offer is available for all retail vehicles and valid at participating dealers only or Renault.co.uk and can be purchased up to 12 months after registration or before the first service (whichever is sooner). Vehicles must be ordered between 01 October 2020 and 31 December and registered by 30 March 2021. **The EasyLife Service Plan is available for eligible retail vehicles on a 36 or 48 monthly payment option and are only available at point of signing a finance agreement provided by Renault Finance. Rivers Office Park, Denham Way, Rickmansworth, WD3 9YS. Guarantees and indemnities may be required. You must be a UK resident (excluding the Channel Islands) and over the 18 to apply for finance. Terms & Conditions apply. ***Finance provided by Renault Finance. P.O. Box 149, Watford, WD17 1FJ. Guarantees and indemnities may be required. You must be at least 18 and a UK resident (excluding Isle of Man and Channel Islands) to apply. Subject to status, terms and conditions apply. †Calls to 0330 numbers are free if used as part of your inclusive mobile minutes and are charged at local rates from landlines. *If your insurer uses non-approved parts which subsequently fail, they may not be covered under your manufacturer's warranty. Renault Insurance is arranged and administered by Verex Insurance Services Ltd, which is registered in England and Wales No. 05686831 at Batchworth House, Church Street, Rickmansworth, Herts, WD3 1JE and authorised and regulated by the Financial Conduct Authority, No. 487185. Verex Insurance Services Ltd arranges policies from a panel of insurers, details are available on request.

Continue the Renault MEGANE experience
at www.renault.co.uk

Although every effort has been made to ensure that the information contained within this brochure is as accurate and up to date as possible, Renault U.K. reserves the right to modify its models without notice, including their characteristics, specifications, equipment and accessories. Brochures inevitably become out of date or inaccurate in some respects, in that such characteristics, specifications equipment, or accessories may be changed after the publication date given below and can differ from the descriptions given or the photos displayed. It is therefore necessary to check with your Renault Dealer before purchasing any product that the characteristics, specifications, equipment or accessories of the vehicle on order are as advertised.

Renault recommends 


 Prodigious

Photo credits: © Renault Marketing 3D-Commerce, A. Bernier, R. Richter, S. Agnetti, O. Banet, D. Meunier – 7701 380 821 – October 2020